

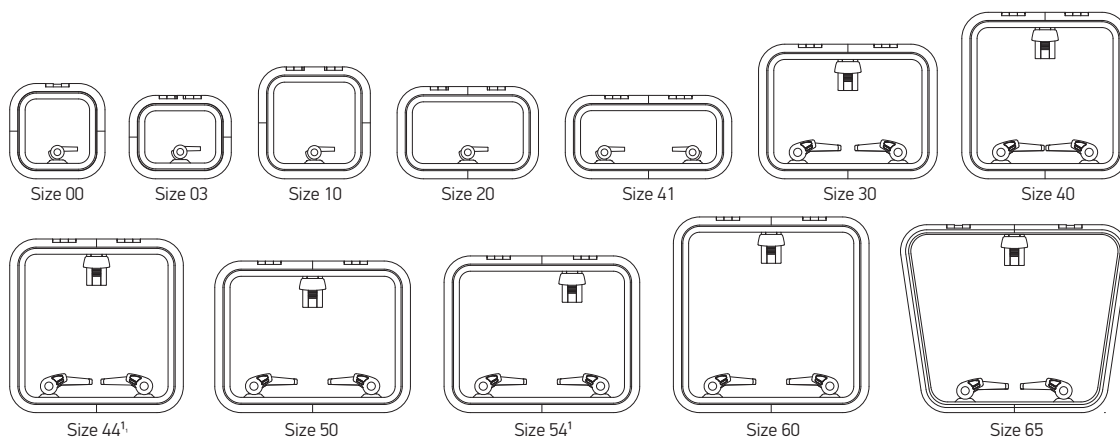


4. Hatches & Portlights

Low Profile Hatch

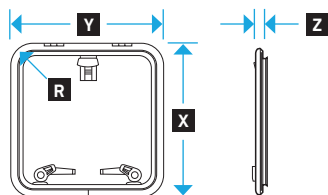
The Low Profile Hatch has soft styling and sleek looks, ideal for use on a powerboat. Smaller ventilation hatches are suitable for any deck location on sailboats, while the larger sizes can be used as foredeck hatches on smaller to mid size yachts.

- Outside handles allow the hatch to be opened from on deck if it is not locked
- Low profile hatches open up to 180° (round hatches open to 170°)
- Friction levers hold the lid open in any position up to 95°
- Anodised aluminium frame for corrosion resistance
- Curved upper frame profile for strength as well as modern styling
- Available in Round and D-Hatch configuration
- Full range of spare parts available on-line www.lewmar.com

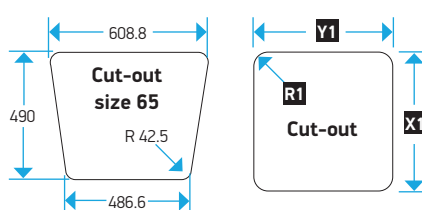


¹ Minimum size for ISO 9094 escape hatches

Low Profile Hatch Dimensions



Low Profile Hatch Cut-outs



PART NUMBER FRICTION LEVER LID	PART NUMBER HATCH WITH STAY	SIZE	OVERALL DIMENSIONS												CUT-OUT DIMENSIONS CHANGE IF TRIMKITS ARE USED						HATCH WEIGHT		ACRYLIC WINDOW THICKNESS	
			LOWER FRAME FLANGE		X LENGTH		Y WIDTH		Z HEIGHT		R RADII		X1 LENGTH		Y1 WIDTH		R1 RADII							
			mm	in	mm	in	mm	in	mm	in	mm	in	mm	in	mm	in	mm	in	mm	in	kg	lb	mm	in
39900030		00	15	9/16	281	11 1/16	281	1 11/16	25	1	72.5	2 7/8	211	8 5/16	211	8 5/16	42.5	1 11/16	1.6	3.5	8	5/16		
39903030		03	15	9/16	246	9 11/16	301	1 7/8	25	1	72.5	2 7/8	176	6 15/16	231	9 1/8	42.5	1 11/16	1.6	3.5	8	5/16		
39910030	399100303	10	15	9/16	330	13	330	13	25	1	72.5	2 7/8	260	10 1/4	260	10 1/4	42.5	1 11/16	2.2	4.9	8	5/16		
39920030		20	15	9/16	272	10 11/16	417	16 7/16	25	1	72.5	2 7/8	202	7 15/16	347	13 11/16	42.5	1 11/16	2.3	5.1	8	5/16		
39930030	399300303	30	15	9/16	397	15 5/8	527	20 3/4	25	1	72.5	2 7/8	327	12 7/8	457	18	42.5	1 11/16	4.2	9.3	8	5/16		
39940030	399400303	40	15	9/16	491	19 5/16	491	19 5/16	25	1	72.5	2 7/8	421	16 9/16	421	16 9/16	42.5	1 11/16	4.6	10.1	8	5/16		
39941030		41	15	9/16	246	9 11/16	491	19 5/16	25	1	72.5	2 7/8	176	6 15/16	421	16 9/16	42.5	1 11/16	2.5	5.5	8	5/16		
39944030	399440303	44	15	9/16	512	20 3/16	512	20 3/16	25	1	72.5	2 7/8	442	17 3/8	442	17 3/8	42.5	1 11/16	4.8	10.6	8	5/16		
39950030	399500303	50	15	9/16	447	17 5/8	577	22 11/16	25	1	72.5	2 7/8	377	14 13/16	507	19 15/16	42.5	1 11/16	4.8	10.6	8	5/16		
39954030	399540303	54	15	9/16	462	18 3/16	577	22 11/16	25	1	72.5	2 7/8	392	15 7/16	507	19 15/16	42.5	1 11/16	4.9	10.8	8	5/16		
39960030	399600303	60	15	9/16	577	22 11/16	577	22 11/16	25	1	72.5	2 7/8	507	19 15/16	507	19 15/16	42.5	1 11/16	6.4	14.1	10	3/8		
39965030		65	15	9/16	560	22 11/16	560 min 675 max	22 11/16 26 9/16	25	1	72.5	2 7/8	See drawing above				42.5	1 11/16	6.5	14.3	10	3/8		